






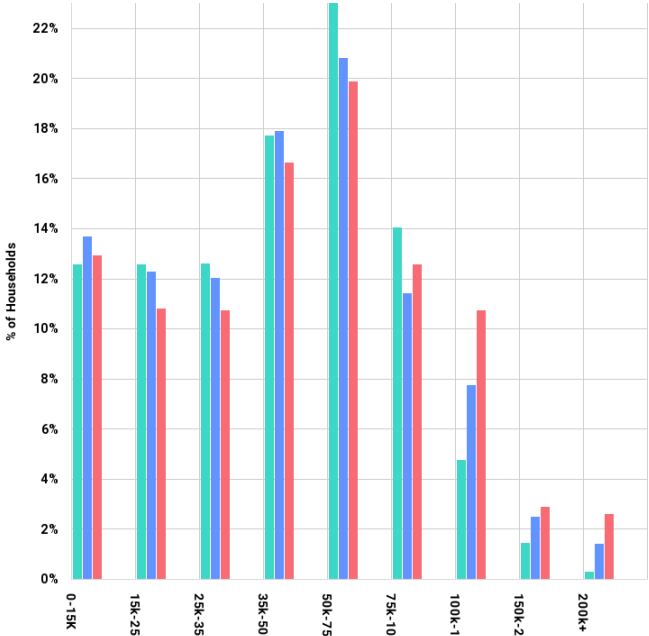




<div> Population</div>				1 MILE	3 MILES	5 MILES
2018 Estimated Population				13,006	87,647	176,912
2018 Daytime Population				8,949	72,690	164,154
2023 Population Forecast				13,675	91,107	185,097
Census Population						
2010				11,860	82,338	164,894
2000				12,388	81,587	151,972
Annual Growth						
Estimated 2010 - 2018				1.0%	0.68%	0.76%
Projected 2018 - 2023				1.01%	0.78%	0.91%

<div> Households</div>				1 MILE	3 MILES	5 MILES
2018 Estimated Households				4,760	33,907	68,950
2023 Households Forecast				4,994	35,137	71,912
Census Households						
2010				4,370	32,106	64,871
2000				4,448	31,345	59,306
Annual Growth						
Estimated 2010 - 2018				0.93%	0.59%	0.66%
Projected 2018 - 2023				0.96%	0.72%	0.84%

<div> Age</div>				<div> Household Income</div>																																																							
<div><div><div>1 miles</div><div>37 Median</div></div><div><div>3 miles</div><div>36 Median</div></div><div><div>5 miles</div><div>36 Median</div></div></div> <table><tr><th>Years</th><th>1 MILE</th><th>3 MILES</th><th>5 MILES</th></tr><tr><td>0 to 9</td><td>882</td><td>6,347</td><td>12,350</td></tr><tr><td>10 to 14</td><td>856</td><td>5,785</td><td>11,652</td></tr><tr><td>15 to 24</td><td>1,637</td><td>11,050</td><td>21,759</td></tr><tr><td>25 to 34</td><td>1,882</td><td>13,196</td><td>26,971</td></tr><tr><td>35 to 49</td><td>2,337</td><td>16,218</td><td>33,798</td></tr><tr><td>50 to 64</td><td>2,524</td><td>16,207</td><td>33,609</td></tr><tr><td>65 to 74</td><td>1,188</td><td>7,634</td><td>15,252</td></tr><tr><td>75+</td><td>577</td><td>3,685</td><td>6,853</td></tr></table>				Years	1 MILE	3 MILES	5 MILES	0 to 9	882	6,347	12,350	10 to 14	856	5,785	11,652	15 to 24	1,637	11,050	21,759	25 to 34	1,882	13,196	26,971	35 to 49	2,337	16,218	33,798	50 to 64	2,524	16,207	33,609	65 to 74	1,188	7,634	15,252	75+	577	3,685	6,853	 <p>Household Income</p> <table><tr><th>Household Income</th><th>1 MILE</th><th>3 MILES</th><th>5 MILES</th></tr><tr><td>Average</td><td>\$51,818</td><td>\$56,578</td><td>\$64,099</td></tr><tr><td>Median</td><td>\$44,128</td><td>\$43,764</td><td>\$48,512</td></tr><tr><td>Per Capita</td><td>\$19,170</td><td>\$21,898</td><td>\$25,060</td></tr></table>				Household Income	1 MILE	3 MILES	5 MILES	Average	\$51,818	\$56,578	\$64,099	Median	\$44,128	\$43,764	\$48,512	Per Capita	\$19,170	\$21,898	\$25,060
Years	1 MILE	3 MILES	5 MILES																																																								
0 to 9	882	6,347	12,350																																																								
10 to 14	856	5,785	11,652																																																								
15 to 24	1,637	11,050	21,759																																																								
25 to 34	1,882	13,196	26,971																																																								
35 to 49	2,337	16,218	33,798																																																								
50 to 64	2,524	16,207	33,609																																																								
65 to 74	1,188	7,634	15,252																																																								
75+	577	3,685	6,853																																																								
Household Income	1 MILE	3 MILES	5 MILES																																																								
Average	\$51,818	\$56,578	\$64,099																																																								
Median	\$44,128	\$43,764	\$48,512																																																								
Per Capita	\$19,170	\$21,898	\$25,060																																																								
<div> Gender</div>				1 MILE	3 MILES	5 MILES																																																					
Female				6,799	46,013	92,078																																																					
Male				6,207	41,635	84,834																																																					
<div> Race</div>				1 MILE	3 MILES	5 MILES																																																					
White				5,225	44,081	96,818																																																					
Black or African American				6,166	32,790	58,638																																																					
Asian or Pacific Islander				646	3,852	7,443																																																					