







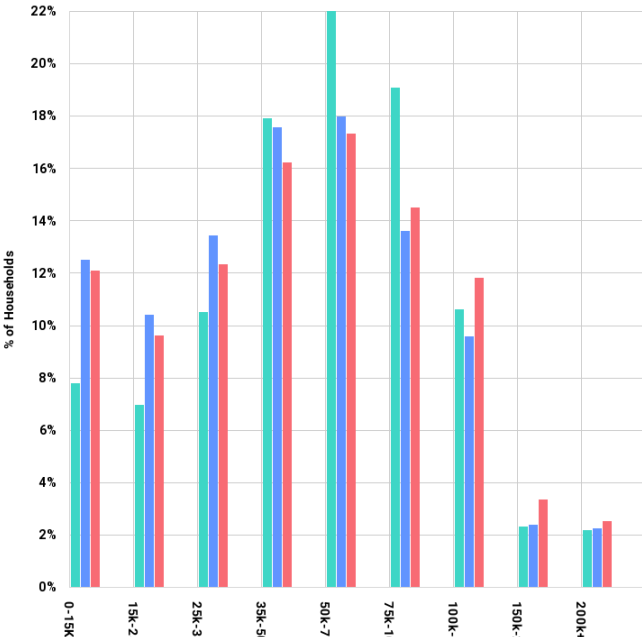
<div> Population</div>				1 MILE	3 MILES	5 MILES
2018 Estimated Population	12,936	73,031	165,281			
2018 Daytime Population	8,518	61,433	144,354			
2023 Population Forecast	13,754	76,892	174,331			
Census Population						
2010	11,785	66,955	149,432			
2000	10,060	68,029	143,577			
Annual Growth						
Estimated 2010 - 2018	1.01%	0.94%	1.1%			
Projected 2018 - 2023	1.23%	1.04%	1.07%			

<div> Households</div>				1 MILE	3 MILES	5 MILES
2018 Estimated Households	4,960	28,833	64,020			
2023 Households Forecast	5,261	30,323	67,321			
Census Households						
2010	4,539	26,593	58,472			
2000	3,761	27,098	56,226			
Annual Growth						
Estimated 2010 - 2018	0.96%	0.88%	0.98%			
Projected 2018 - 2023	1.19%	1.01%	1.01%			

<div> Age</div>																																										
<div><div><div><div>1 miles</div><div>36 Median</div></div><div><div>3 miles</div><div>35 Median</div></div><div><div>5 miles</div><div>36 Median</div></div></div><table><tr><th>Years</th><th>1 MILE</th><th>3 MILES</th><th>5 MILES</th></tr><tr><td>0 to 9</td><td>772</td><td>4,770</td><td>10,682</td></tr><tr><td>10 to 14</td><td>767</td><td>4,337</td><td>10,419</td></tr><tr><td>15 to 24</td><td>1,760</td><td>10,581</td><td>21,860</td></tr><tr><td>25 to 34</td><td>2,164</td><td>11,785</td><td>25,741</td></tr><tr><td>35 to 49</td><td>2,568</td><td>13,357</td><td>31,598</td></tr><tr><td>50 to 64</td><td>2,516</td><td>13,654</td><td>31,664</td></tr><tr><td>65 to 74</td><td>1,019</td><td>5,961</td><td>13,967</td></tr><tr><td>75+</td><td>453</td><td>2,917</td><td>6,374</td></tr></table></div>							Years	1 MILE	3 MILES	5 MILES	0 to 9	772	4,770	10,682	10 to 14	767	4,337	10,419	15 to 24	1,760	10,581	21,860	25 to 34	2,164	11,785	25,741	35 to 49	2,568	13,357	31,598	50 to 64	2,516	13,654	31,664	65 to 74	1,019	5,961	13,967	75+	453	2,917	6,374
Years	1 MILE	3 MILES	5 MILES																																							
0 to 9	772	4,770	10,682																																							
10 to 14	767	4,337	10,419																																							
15 to 24	1,760	10,581	21,860																																							
25 to 34	2,164	11,785	25,741																																							
35 to 49	2,568	13,357	31,598																																							
50 to 64	2,516	13,654	31,664																																							
65 to 74	1,019	5,961	13,967																																							
75+	453	2,917	6,374																																							

<div> Gender</div>				1 MILE	3 MILES	5 MILES
Female	6,724	37,920	85,276			
Male	6,212	35,112	80,005			

<div> Race</div>				1 MILE	3 MILES	5 MILES
White	6,784	38,683	90,091			
Black or African American	4,288	25,514	51,798			
Asian or Pacific Islander	631	2,640	9,264			

<div> Household Income</div> <div></div>			
Household Income			